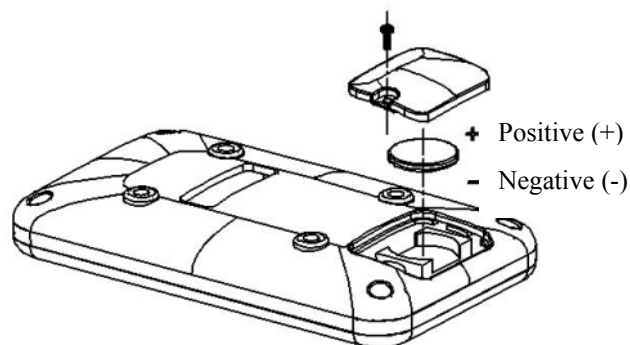



Battery installation instruction:

- ① Remove screws from the battery cover
- ② And remove the cover




- ③ Install a new CR2032 battery by tilting the battery slightly to its side and slide it in.
(positive (+) at upper side and negative (-) at down side)



Make sure the right side battery connector is on top of the battery.

The left side battery connector is under the battery.



- ④ For the battery change, please gently pry out the battery with a thin blade.



- ⑤ Put the battery cover back